

Irrigation (Sewage) Horizontal cold (hot) water meter.

This type of water meter can be used for a remote reading transmission system as equipped with a built-in sensor.

Application

Measuring the volume of cold (hot) water passing through the pipeline.

Features

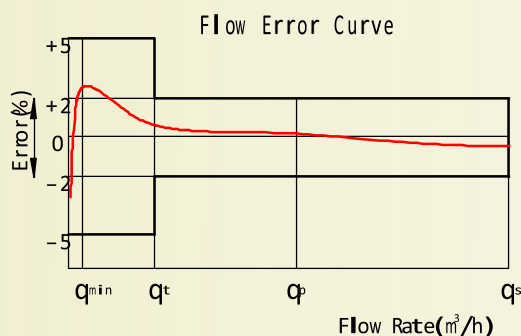
- ✓ Small transmission resistance, large flow capacity, anti-block and strong anti-pollution ability.
- ✓ Dry-dial, Magnetic drive.
- ✓ Vacuum sealed register, frost resistant, keeps clear reading for long time.
- ✓ Removable measuring unit and strong universality, easy installation and maintenance.
- ✓ Remote transmission device can be added upon request, such as Reed Switch or Hall pulse output.
- ✓ The meters conform to ISO4064 standard.

Working conditions

- ✓ Water temperature:
0.1°C ~ 50°C for cold water meter.
0.1°C ~ 90°C for hot water meter.
- ✓ Water pressure: PN10/16/25.
- ✓ Pressure -loss class: $\Delta p25$.

Maximum permissible errors

- ✓ From minimum flow-rate (Q_1) inclusive to transitional flow-rate (Q_2) exclusive $\pm 5\%$.
- ✓ From transitional flow-rate (Q_2) to overload flow-rate (Q_4): $\pm 2\%$ (Hot water meter $\pm 3\%$).

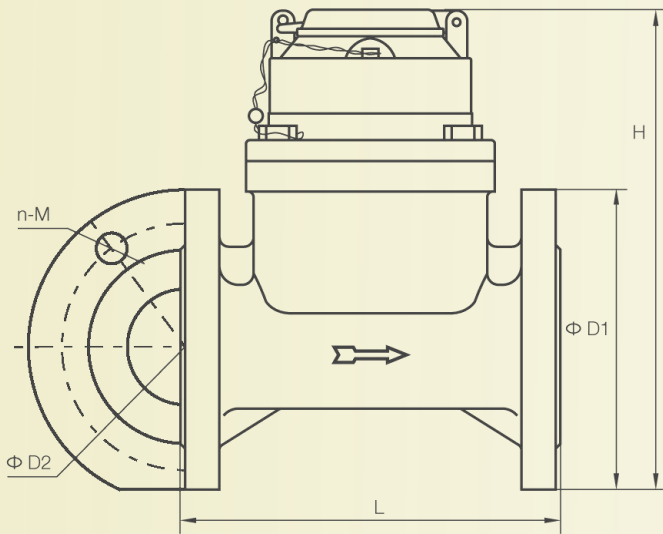


Optional Features

- ✓ Plastic register, copper register and full glass register.
- ✓ Reed switch option.
- ✓ Accuracy: R=25.
- ✓ Flange standard can be chosen.
- ✓ 360 degrees rotate can be chosen.
- ✓ Cast iron, Ductile iron body.
- ✓ Color can be change on body and cover.

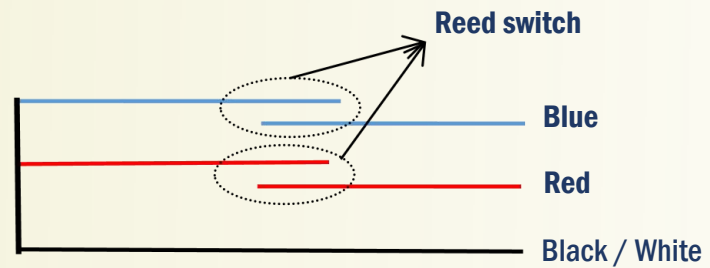


Dimensions



Pulse Position

Size	Pulse Position
DN50-65	10/100/1000L/Pulse
DN80-200	100/1000L/Pulse
DN250-300	1000L/10000L/Pulse

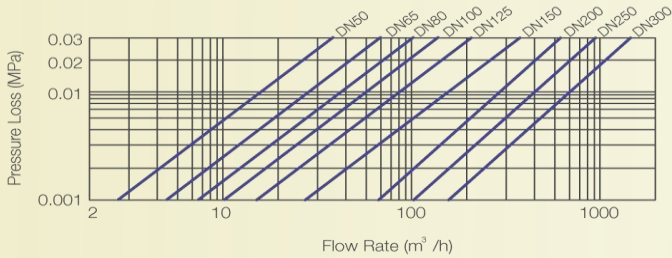


Type	Size	L Length	H Height	Connecting flange		
				Φ D1 Outside diameter	Φ D2 Bolt circle diameter	Connecting Bolts (n-M)
LXXG-50	50	200	253	165	125	4-M16
LXXG-65	65	200	268	185	145	4-M16
LXXG-80	80	225	284	200	160	8-M16
LXXG-100	100	250	295	220	180	8-M16
LXXG-125	125	250	310	250	210	8-M16
LXXG-150	150	300	339	285	240	8-M20
LXXG-200	200	350	382	340	295	8-M20(1.0MPa)
						12-M20(1.6MPa)
LXXG-250	250	400	433	395	350	12-M20(1.0MPa)
		450	438	405	355	12-M24(1.6MPa)
LXXG-300	300	450	483	445	400	12-M20(1.0MPa)
		500	488	460	410	12-M24(1.6MPa)



NOTE: The flange dimension conforms to ISO7005-2:1988 standard.
Order for products of special requirements is also accepted.

Pressure Loss curve



Dials

Common Plastic Register



Full Glass Register



Installation

Pipe	Horizontal
Meter head	Upwards

Exploded View



Flow Technical Specification

Size	Class	Q4 Overload Flow	Q3 Permanent Flow	R= Q3/Q1	Q2 Transitional Flow	Q1 Min. Flow	Min. Reading	Max. Reading
DN		m3/h			m3/h		m3	
50	A	31.25	25	25	1.6	1	0.0002	999,999
					4			
65	A	50	40	25	2.6	1.6	0.002	999,999
					6.4			
80	A	78.8	63	25	4	2.5	0.002	999,999
					10			
100	A	125	100	25	6.4	4	0.002	999,999
					16			
125	A	200	160	25	10.2	6.4	0.002	999,999
					25.6			
150	A	321.5	250	25	16	10	0.002	999,999
					40			
200	A	500	400	25	25.6	16	0.002	999,999
					64			
250	A	787.5	630	25	40.3	25.2	0.02	9,999,999
					100.8			
300	A	1250	1000	25	64	40	0.02	9,999,999
					160			

All meters will be guaranteed against defects in workmanship and materials for a period of one (1) year from the date of acceptance.

Defected meters or parts discovered within this period shall be replaced without charge upon return to us.